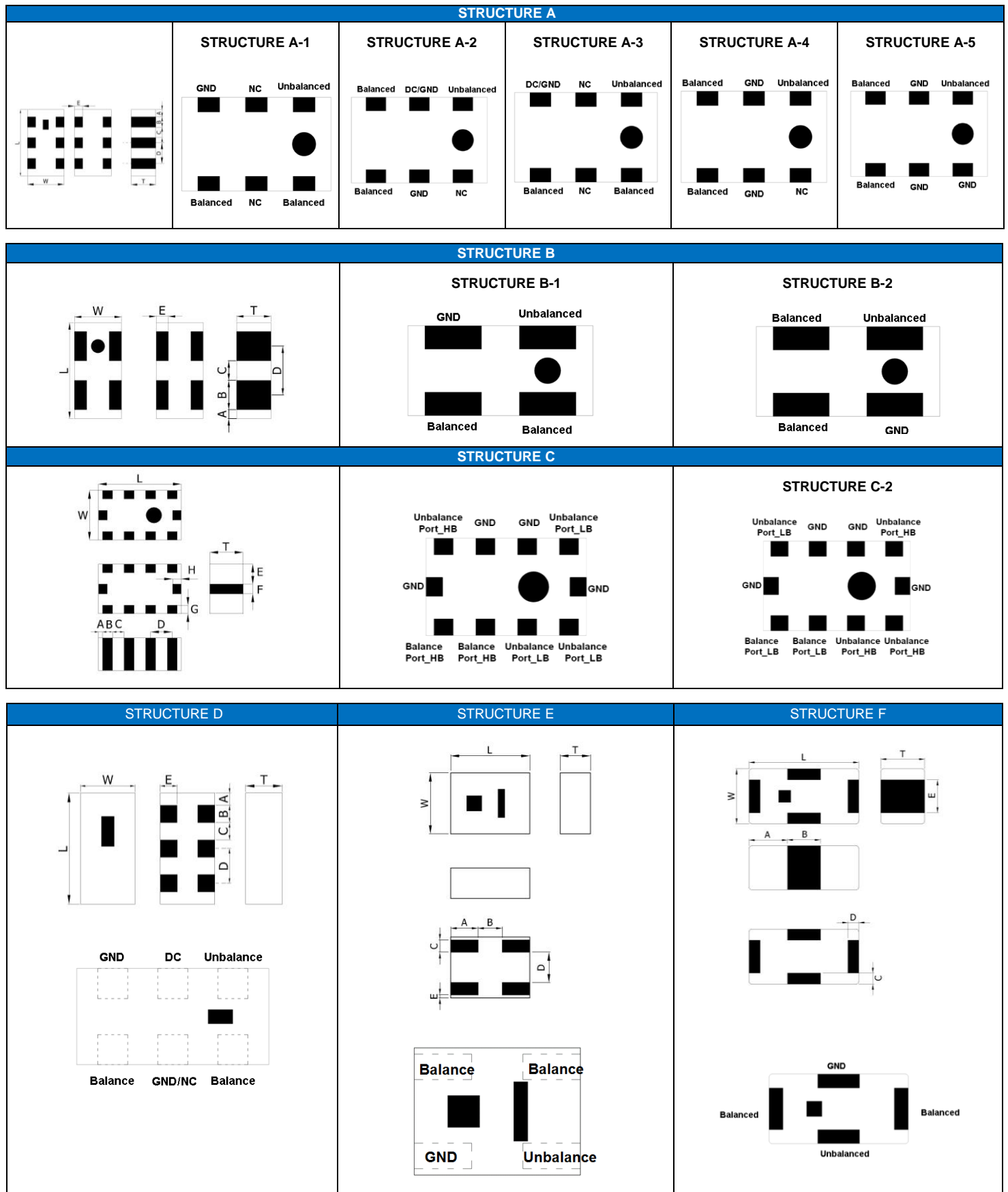


BALUN TRANSFORMERS

■ STRUCTURE AND PIN ASSOCIATED



■ STRUCTURE AND DIMENSION

Unit: mm

| Structure/ Dimension | L | W | T | A | B | C | D | E | F | G | H |
|-------------------------|-----------|-----------|-----------|------------|-----------|-------------|-----------|------------|-------------|-----------|-----------|
| A | 1.60±0.10 | 0.85±0.10 | 0.70±0.10 | 0.20±0.10 | 0.20±0.10 | 0.30±0.10 | 0.50±0.05 | 0.50±0.05 | - | - | - |
| | 1.60±0.15 | 0.80±0.10 | 0.50±0.10 | 0.175±0.15 | 0.25±0.15 | 0.25±0.15 | 0.50±0.15 | 0.20±0.15 | - | - | - |
| | | 0.85±0.10 | 0.40 max. | 0.175±0.15 | 0.25±0.15 | 0.25±0.15 | 0.50±0.15 | 0.20±0.15 | - | - | - |
| | | | 0.60±0.10 | 0.175±0.15 | 0.25±0.15 | 0.25±0.15 | 0.50±0.15 | 0.20±0.15 | - | - | - |
| | | 0.85±0.15 | 0.70±0.10 | 0.175±0.15 | 0.25±0.15 | 0.25±0.15 | 0.50±0.15 | - | - | - | - |
| | 0.65±0.10 | | - | | | | | - | - | - | |
| | 2.00±0.15 | 1.25±0.15 | 0.80±0.10 | 0.20±0.20 | 0.30±0.20 | 0.35±0.20 | 0.65±0.20 | - | - | - | - |
| | | | 0.85±0.10 | 0.20±0.20 | 0.30±0.20 | 0.35±0.20 | 0.65±0.20 | - | - | - | - |
| 0.80±0.10 | | | 0.20±0.15 | 0.30±0.20 | 0.35±0.20 | 0.65±0.20 | - | - | - | - | |
| 0.95±0.10 | | | 0.20±0.20 | 0.30±0.20 | 0.35±0.20 | 0.65±0.20 | - | - | - | - | |
| B | 1.00±0.10 | 0.50±0.10 | 0.37±0.10 | 0.10±0.10 | 0.30±0.10 | 0.20±0.10 | 0.50±0.10 | 0.125±0.10 | - | - | - |
| | 1.00±0.10 | 0.50±0.10 | 0.40±0.10 | 0.10±0.10 | 0.30±0.10 | 0.20±0.10 | 0.50±0.10 | 0.125±0.10 | - | - | - |
| C | 2.00±0.10 | 1.25±0.15 | 0.90±0.10 | 0.125±0.10 | 0.25±0.10 | 0.25±0.10 | 0.50±0.10 | 0.475±0.10 | 0.30±0.10 | 0.20±0.15 | 0.20±0.15 |
| D | 1.60±0.15 | 0.80±0.15 | 0.50±0.10 | 0.175±0.10 | 0.25±0.10 | 0.25±0.10 | 0.50±0.10 | 0.25±0.10 | - | - | - |
| E | 0.65±0.10 | 0.50±0.10 | 0.40±0.10 | 0.20±0.05 | 0.20±0.05 | 0.025±0.025 | 0.10±0.05 | 0.25±0.05 | 0.025±0.025 | - | - |
| F | 1.00±0.10 | 0.50±0.10 | 0.5 max. | 0.35±0.10 | 0.30±0.10 | 0.15±0.10 | 0.15±0.10 | 0.30±0.10 | - | - | - |

■ ELECTRICAL SPECIFICATION

ISM Band 2.4GHz APPLICATION

| Part Number | Frequency Range (MHz) | Impedance(Ω) | | Return Loss (dB) Min. | Insertion Loss (dB) | Amplitude Difference (dB) Max. | Phase Difference | Size(mm) | Structure |
|--------------------|-----------------------|--------------|--------------------------------------|-----------------------|-----------------------------|--------------------------------|------------------|----------------|-----------|
| | | Unbalance | Balance | | | | | | |
| RFBLN1005040A3T | 2400~2500 | 50 | Conjugate match to AR6003 chipset | 10 | 1.4 | 2.0 | 180± 10 | 1.00x0.50x0.40 | B-1 |
| RFBLN1005040A6T | 2400~2500 | 50 | 50 | 10 | 0.8 | 2.0 | 180± 10 | 1.00x0.50x0.40 | B-2 |
| RFBLN1608050AAT | 2400~2500 | 50 | Conjugate match to AR6003 chipset | 10 | 1.2 | 2.0 | 180± 10 | 1.60x0.80x0.50 | D |
| RFBLN1608060AM1T59 | 2400~2500 | 50 | 200 | 10 | 1.2 | 2.0 | 180± 10 | 1.60x0.80x0.65 | A-3 |
| RFBLN1608050AM8T62 | 2400~2500 | 50 | 50 | 10 | 1.2 | 2.0 | 180± 10 | 1.60x0.80x0.50 | A-2 |
| RFBLN1608050AM0T63 | 2400~2500 | 50 | 50 | 10 | 1.0 | 1.0 | 180± 10 | 1.60x0.80x0.55 | A-2 |
| RFBLN1608050AM6T30 | 2400~2500 | 50 | 35 | 10 | 1.0 | 1.0 | 180± 10 | 1.60x0.80x0.55 | A-2 |
| RFBLN1608060AC6T40 | 2400~2500 | 50 | Conjugate match to TI CC26XX Chipset | 10 | 1.6(25°C) 1.8(-40~+85°C) | 2.3 | 180± 18 | 1.60x0.80x0.60 | A-5 |
| RGBLN1608070A1T | 2400~2500 | 50 | 100 | 10 | 1.5 | 2.0 | 180± 15 | 1.60x0.85x0.70 | A-1 |
| RFBLN1608070A3T | 2400~2500 | 50 | 100 | 10 | 1.0 | 2.0 | 180± 10 | 1.60x0.85x0.70 | A-1 |
| RFBLN1608070A4T | 2400~2500 | 50 | 100 | 10 | 1.0 | 2.0 | 180± 10 | 1.60x0.80x0.70 | A-1 |
| RGBLN1608070A5T | 2400~2500 | 50 | 100 | 10 | 1.2 | 2.0 | 180± 10 | 1.60x0.80x0.70 | A-2 |
| RGBLN2012080A5T | 2400~2500 | 50 | 50 | 12 | 1.0 | 1.0 | 180± 10 | 2.00x1.25x0.85 | A-2 |
| RFBLN2012080A7T | 2400~2500 | 50 | 100 | 10 | 1.0 | 2.0 | 180± 10 | 2.00x1.25x0.80 | A-2 |
| RGBLN2012090A0T | 2400~2500 | 50 | 50 | 10 | 1.2 | 2.0 | 180± 10 | 2.00x1.25x0.95 | A-2 |
| RFBLN2012090A1T | 2400~2500 | 50 | 100 | 10 | 1.0 | 2.0 | 180± 10 | 2.00x1.25x0.95 | A-2 |

ISM Band 5GHz APPLICATION

| Part Number | Frequency Range (MHz) | Impedance(Ω) | | Return Loss (dB) Min | Insertion Loss (dB) | Amplitude Difference (dB) Max. | Phase Difference | Size (mm) | Structure |
|-----------------|-----------------------|--------------|---------|----------------------|-------------------------------|--------------------------------|------------------|----------------|-----------|
| | | Unbalance | Balance | | | | | | |
| RFBLN1005040K1T | 4900~5950 | 50 | 50 | 10 | 1.2 | 2.0 | 180± 10 | 1.00x0.50x0.40 | B-2 |
| RFBLN1005040K5T | 4900~5950 | 50 | 100 | 10 | 0.55(25°C) 0.75(-40~+85°C) | 2.5 | 180± 10 | 1.00x0.50x0.40 | B-2 |
| RFBLN1005040K6T | 4900~5950 | 50 | 50 | 10 | 0.60(25°C) 0.80(-40~+85°C) | 2.5 | 180± 15 | 1.00x0.50x0.40 | B-2 |
| RFBLN2012090K0T | 4900~5900 | 50 | 50 | 10 | 1.1 | 2.0 | 180± 10 | 2.00x1.25x0.95 | A-4 |
| RFBLN2012090K1T | 4900~5900 | 50 | 100 | 10 | 1.2 | 2.0 | 180± 10 | 2.00x1.25x0.95 | A-4 |

LTE Band APPLICATION

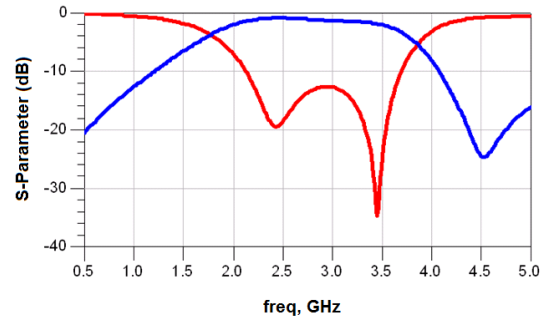
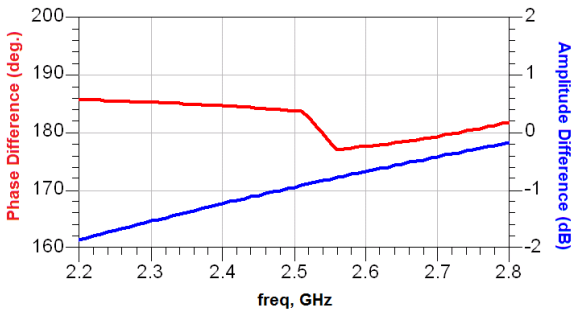
| Part Number | Frequency Range (MHz) | Impedance(Ω) | | Return Loss (dB)Min | Insertion Loss (dB) | Amplitude Difference (dB) Max. | Phase Difference | Size (mm) | Structure |
|--------------------|------------------------|--------------|---------|---------------------|-------------------------------|--------------------------------|------------------|----------------|-----------|
| | | Unbalance | Balance | | | | | | |
| RFBLN0605040Y1T | 717~821 | 50 | 100 | 15 | 0.55(25°C) 0.65(-40~+85°C) | 2.0 | 180± 10 | 0.65x0.50x0.40 | E |
| RFBLN0605040YM9T16 | 729~821 | 50 | 100 | 10 | 0.55(25°C) 0.65(-40~+85°C) | 2.0 | 180± 10 | 0.65x0.50x0.40 | E |
| RFBLN0605040Y09FNH | 729~869 | 50 | 100 | 15 | 0.55(25°C) 0.65(-40~+85°C) | 2.5 | 180± 10 | 0.65x0.50x0.40 | E |
| RFBLN1005040YM1T69 | 703~803 | 50 | 100 | 10 | 0.80 | 2.0 | 180± 12 | 1.00x0.50x0.40 | F |
| RFBLN06050G9D0T | 729~960 | 50 | 100 | 15 | 0.85(25°C) 0.95(-40~+85°C) | 4.8 | 180± 10 | 0.65x0.50x0.40 | E |
| RFBLN16080G9D2T | 699~960 | 50 | 100 | 10 | 1.05(25°C) 1.15(-40~+85°C) | 2.5 | 180± 15 | 1.60x0.80x0.70 | A-4 |
| RFBLN16080G9D3T | 824~894 | 50 | 50 | 10 | 1.2 | 1.0 | 180± 10 | 1.60x0.80x0.60 | A-2 |
| RFBLN20120G9D0T | 824~894 | 50 | 100 | 10 | 1.2 | 1.0 | 180± 10 | 2.00x1.25x0.90 | A-2 |
| RFBLN20120G9D5T | 880~960 | 50 | 100 | 10 | 1.1 | 1.0 | 180± 10 | 2.00x1.25x0.90 | A-2 |
| RFBLN06051G8DM1T69 | 1805~1990 | 50 | 100 | 10 | 0.60(25°C) 0.65(-40~+85°C) | 1.8 | 180± 10 | 0.65x0.50x0.40 | E |
| RFBLN06051G8D1T | 1805~2170 | 50 | 100 | 10 | 0.65(25°C) 0.70(-40~+85°C) | 3.0 | 180± 15 | 0.65x0.50x0.40 | E |
| RFBLN20121G8D1T | 1700~2000 | 50 | 100 | 10 | 1.0 | 2.0 | 180± 10 | 2.00x1.25x0.95 | A-2 |
| RFBLN10051G9D0T | 1805~2020 | 50 | 100 | 10 | 0.65(25°C) 0.75(-40~+85°C) | 2.0 | 180± 10 | 1.00x0.50x0.40 | B-2 |
| RFBLN10051G9D1T | 1805~1990 | 50 | 100 | 10 | 0.60(25°C) 0.70(-40~+85°C) | 2.2 | 180± 12 | 1.00x0.50x0.40 | B-2 |
| RFBLN1005040F0T | 1805~2170 | 50 | 100 | 10 | 0.70(25°C) 0.80(-40~+85°C) | 1.2 | 180± 15 | 1.00x0.50x0.40 | F |
| RFBLN1608070F48Q1C | 673~2700 | 50 | 100 | 10 | 1.7(25°C) 2.0(-40~+85°C) | 1.5 | 180± 17 | 1.60x0.80x0.70 | A-4 |
| RFBLN2012090F0T | 1920~1980 2110~2170 | 50 | 50 | 10 | 1.0 | 2.0 | 180± 10 | 2.00x1.25x0.95 | A-2 |
| RFBLN0605040E0T | 2000~2500 | 50 | 100 | 10 | 0.60(25°C) 0.70(-40~+85°C) | 3.5 | 180± 10 | 0.65x0.50x0.40 | E |
| RFBLN2012090E0T | 1500~3000 | 50 | 100 | 10 | 1.0 | 2.0 | 180± 10 | 2.00x1.25x0.90 | A-4 |
| RFBLN06052G5WM9T16 | 2300~2690 | 50 | 100 | 10 | 0.55(25°C) 0.65(-40~+85°C) | 2.5 | 180± 10 | 0.65x0.50x0.40 | E |
| RFBLN10052G5WM9T16 | 2300~2690 | 50 | 100 | 10 | 0.55(25°C) 0.65(-40~+85°C) | 2.5 | 180± 10 | 1.00x0.50x0.40 | B-1 |
| RFBLN10052G5W37N2T | 2300~2690 | 50 | 100 | 10 | 0.65(25°C) 0.75(-40~+85°C) | 2.5 | 180± 10 | 1.00x0.50x0.40 | B-2 |
| RFBLN16082G5W0T | 2300~2700 | 50 | 100 | 10 | 1.1 | 2.0 | 180± 10 | 1.60x0.80x0.70 | A-2 |
| RFBLN16082G5W38Q1C | 2300~2700 | 50 | 100 | 10 | 0.55(25°C) 0.65(-40~+85°C) | 1.0 | 180± 10 | 1.60x0.80x0.40 | A-4 |
| RFBLN16082G5W4T | 2300~2700 | 50 | 50 | 10 | 1.2 | 2.0 | 180± 10 | 1.60x0.80x0.50 | A-2 |

GSM 850/ GSM 900/ DCS1800/ PCS1900 APPLICATION

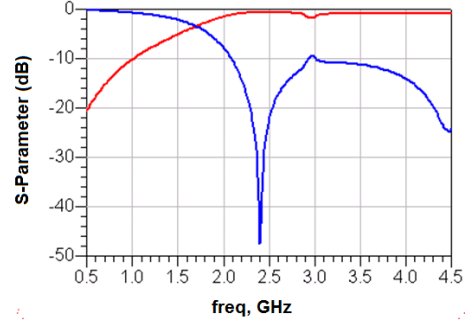
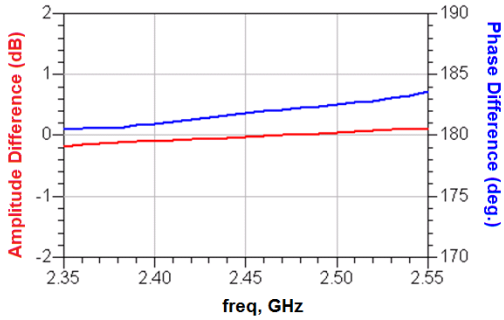
| Part Number | Frequency Range (MHz) | Unbalance | Balance | Return Loss (dB) Min | Insertion Loss (dB) | Amplitude Difference (dB) Max | Attenuation (dB min.) | Phase Difference | Size(mm) | Structure |
|--------------------|-----------------------|-----------|---------|----------------------|-----------------------------|-------------------------------|--|------------------|----------------|-----------|
| RFBLN2012090BM5T25 | 869~960 | 50 | 200 | 10 | 1.1 | 2.0 | 10(1738~1920MHz) 20(2400~2500MHz) 20(2607~2880MHz) | 180± 10 | 2.00x1.25x0.95 | C-1 |
| | 1805~2025 | 50 | 200 | 10 | 1.8 | 2.0 | 15(2400~2500MHz) 20(3610~3980MHz) 20(5415~5970MHz) | 180± 15 | | |
| RFBLN2012090BS0T53 | 869~960 | 50 | 200 | 10 | 1.1(25°C) 1.3(-40~+85°C) | 2.0 | 10(1738~1920MHz) 20(2400~2500MHz) 20(2607~2880MHz) | 180± 15 | 2.00x1.25x0.95 | C-1 |
| | 1805~1990 | 50 | 200 | 10 | 1.6(25°C) 1.8(-40~+85°C) | 2.0 | 15(2400~2500MHz) 15(3610~3980MHz) 20(5415~5970MHz) | 180± 15 | | |
| RFBLN2012090BS0T50 | 869~960 | 50 | 200 | 10 | 1.1(25°C) 1.3(-40~+85°C) | 2.0 | 10(1738~1920MHz) 20(2400~2500MHz) 20(2607~2880MHz) | 180± 15 | 2.00x1.25x0.95 | C-2 |
| | 1805~2025 | 50 | 200 | 10 | 1.8(25°C) 2.0(-40~+85°C) | 2.0 | 15(2400~2500MHz) 15(3610~3980MHz) 20(5415~5970MHz) | 180± 15 | | |

■ TYPICAL ELECTRICAL CHARACTERISTICS

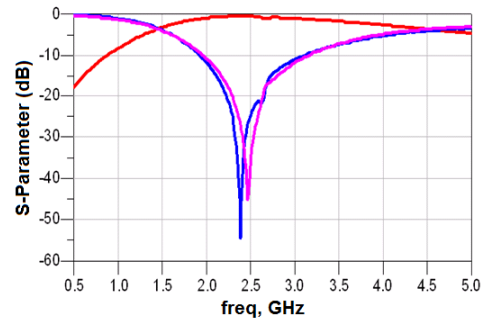
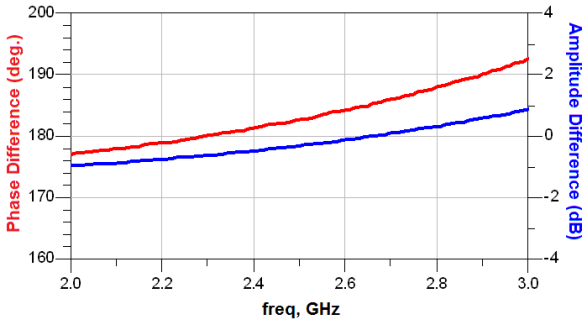
RFBLN1005040A3T



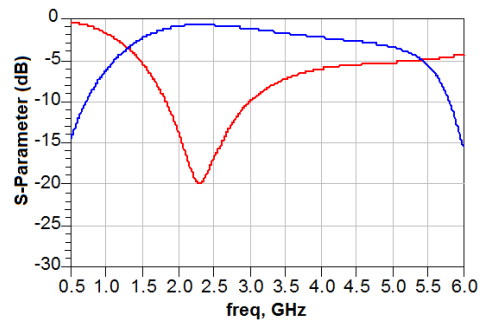
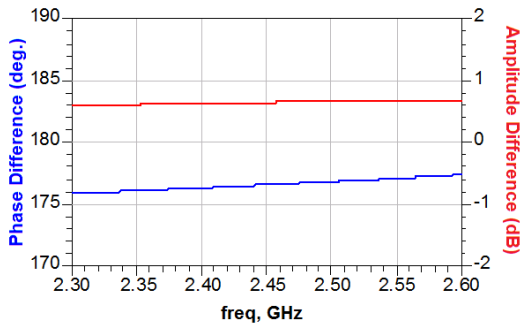
RFBLN1608060AM1T59



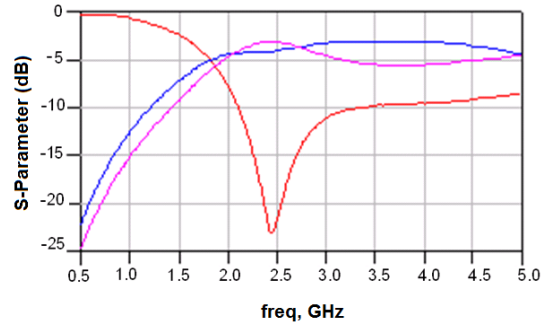
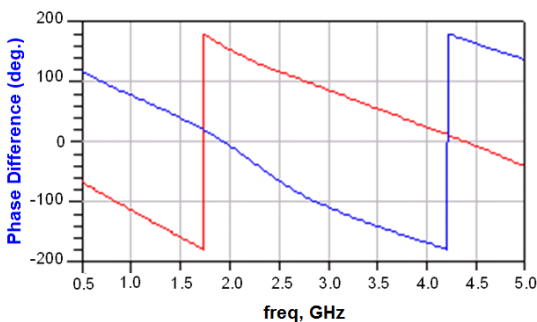
RFBLN1608050AM8T62



RFBLN1608050AM0T63

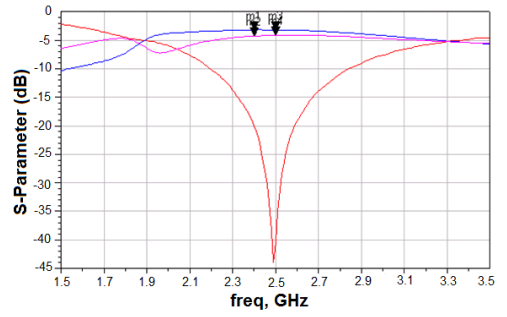
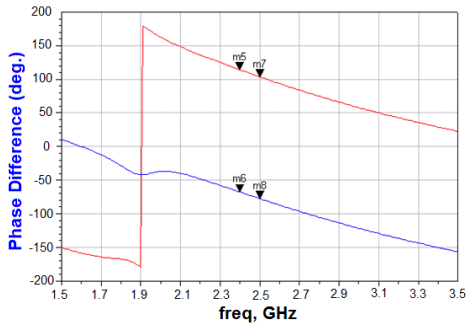


RFBLN2012080A7T

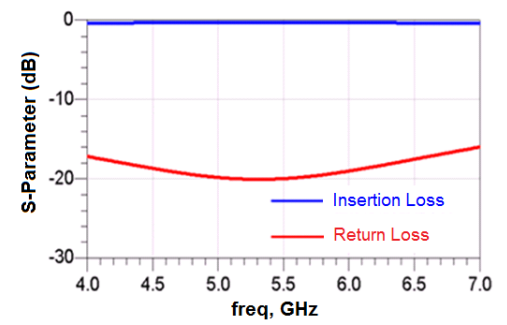
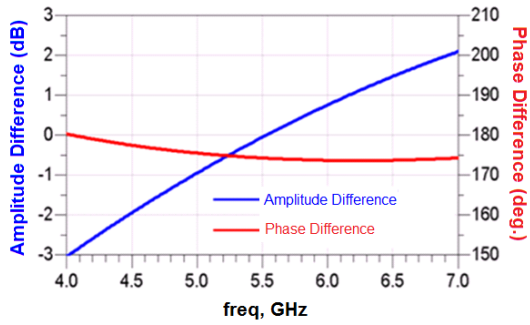


TYPICAL ELECTRICAL CHARACTERISTICS

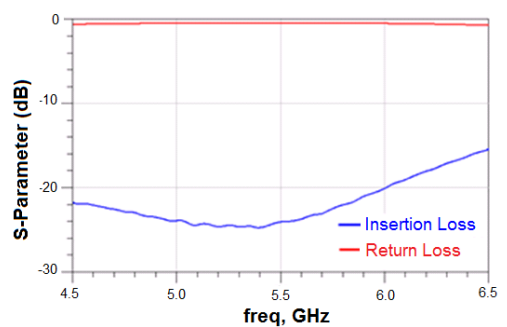
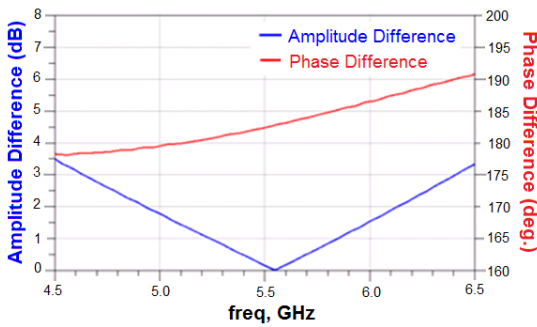
RGBLN2012090A0T



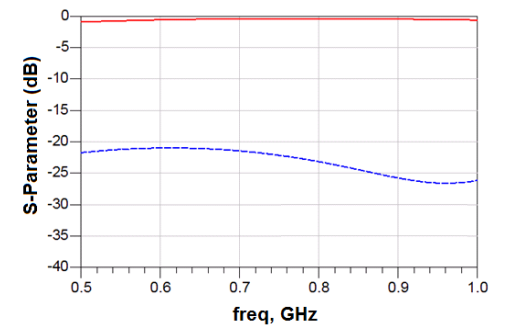
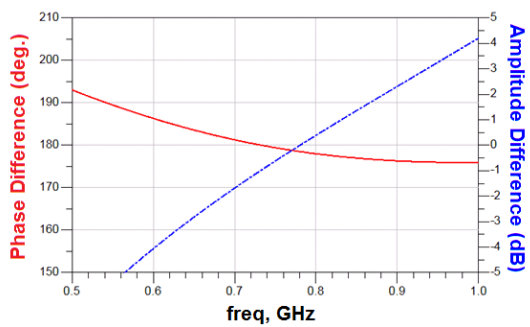
RFBLN1005040K1T



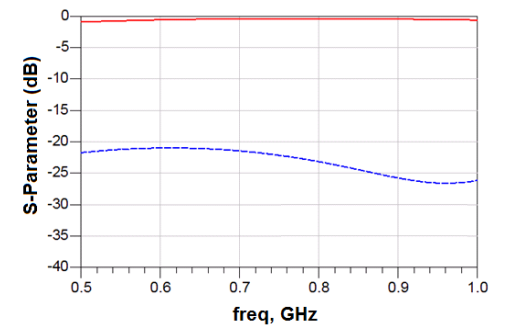
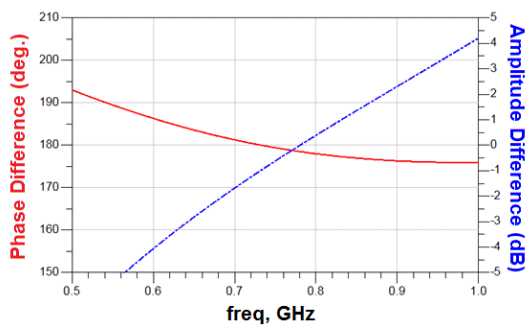
RFBLN1005040K5T



RFBLN0605040Y1T

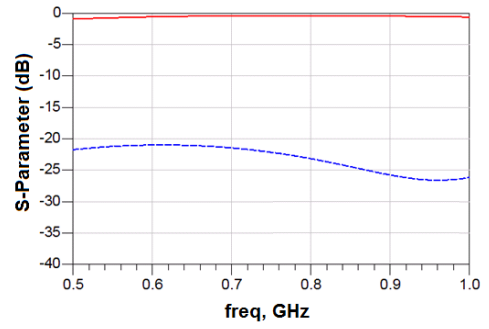
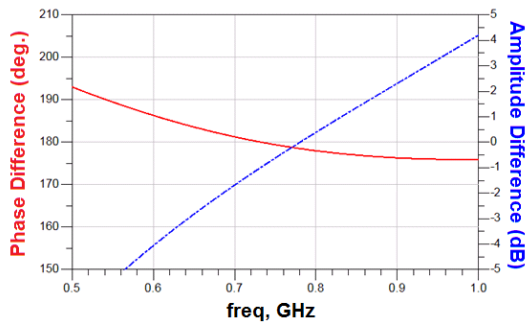


RFBLN0605040YM9T16

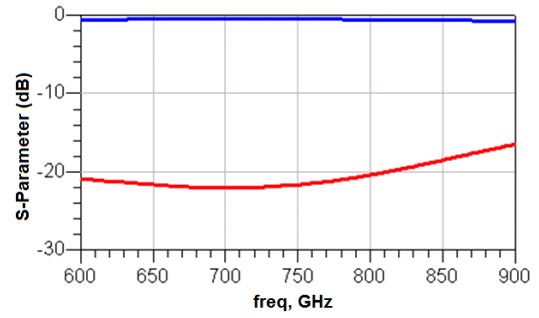
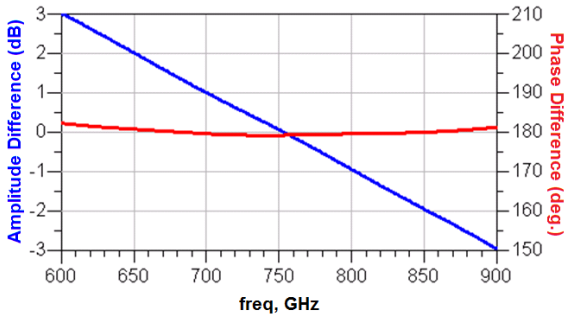


TYPICAL ELECTRICAL CHARACTERISTICS

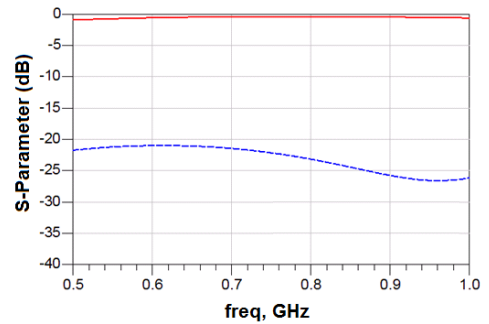
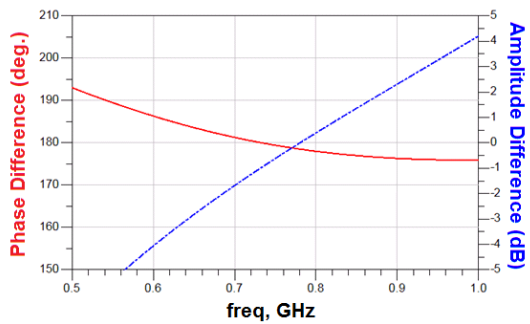
RFBLN0605040Y09FNH



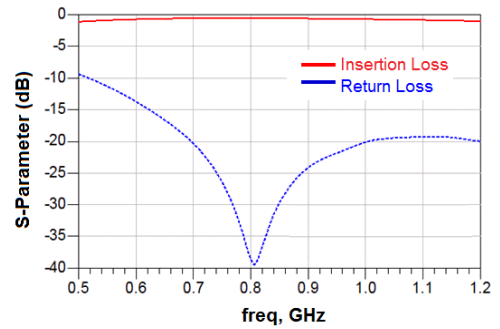
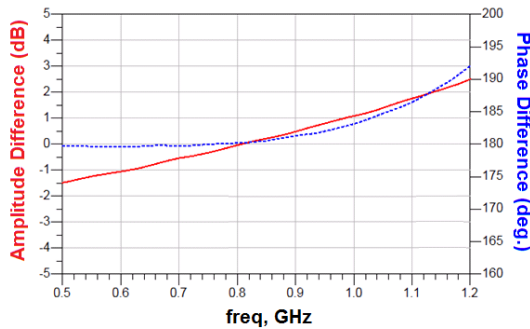
RFBLN1005040YM1T69



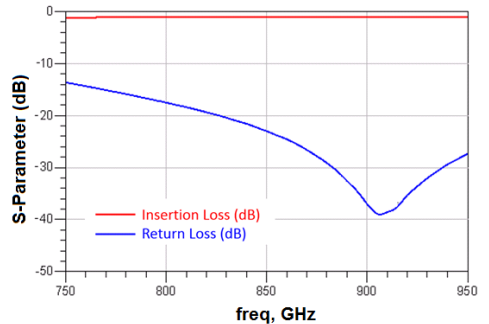
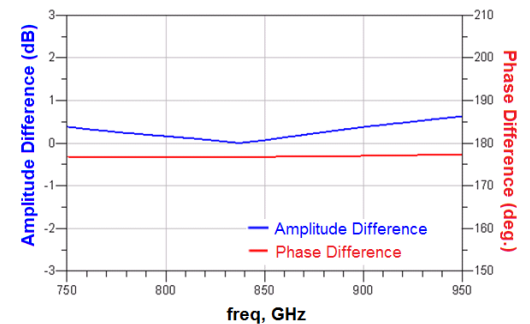
RFBLN06050G9D0T



RFBLN16080G9D2T

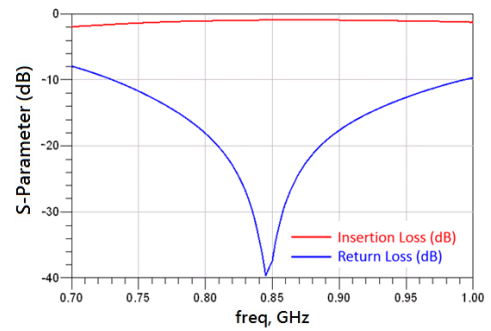
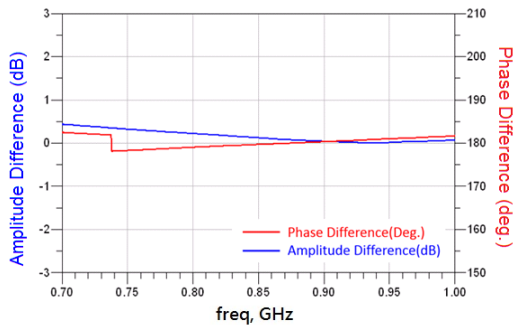


RFBLN16080G9D3T

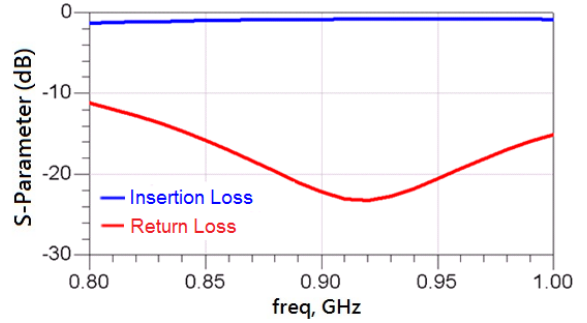
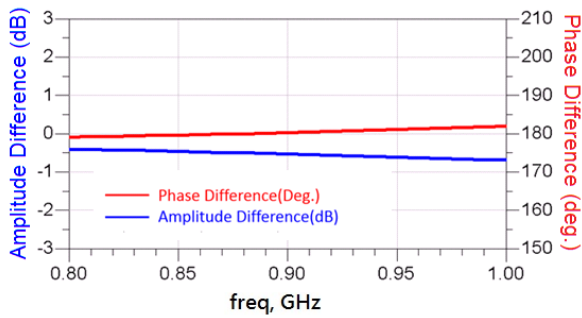


TYPICAL ELECTRICAL CHARACTERISTICS

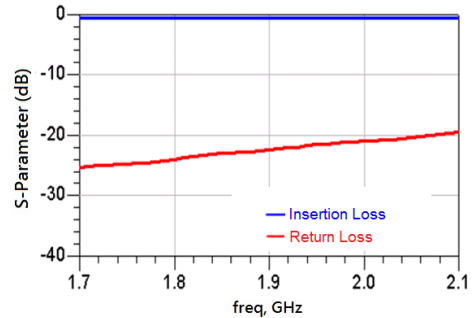
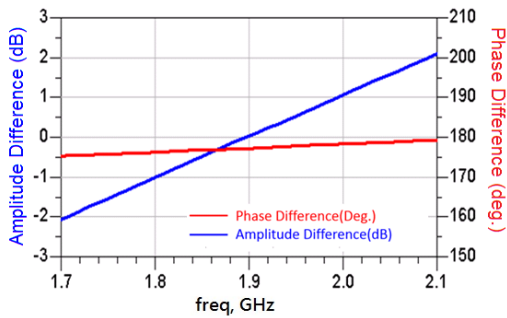
RFBLN20120G9D0T



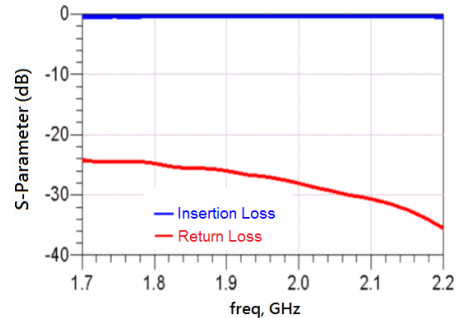
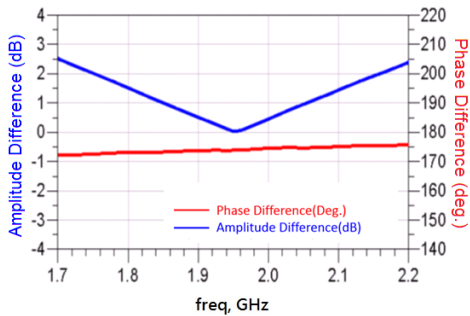
RFBLN20120G9D5T



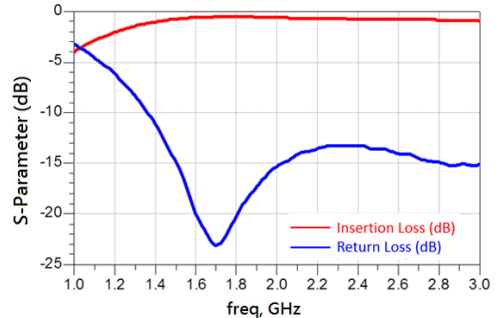
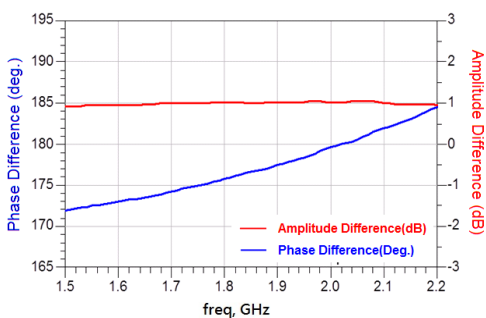
RFBLN06051G8DM1T69



RFBLN06051G8D1T

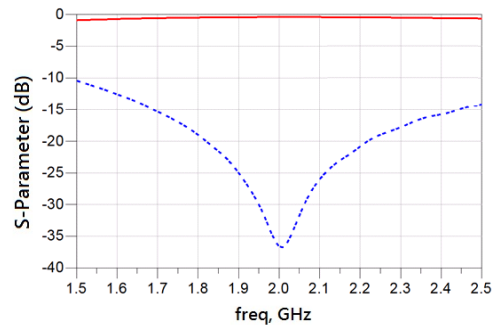


RFBLN20121G8D1T

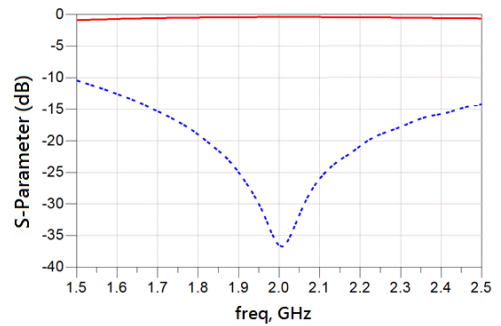
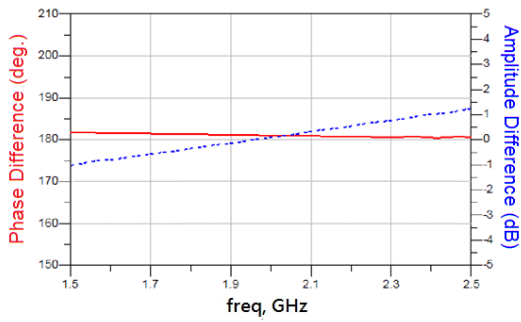


TYPICAL ELECTRICAL CHARACTERISTICS

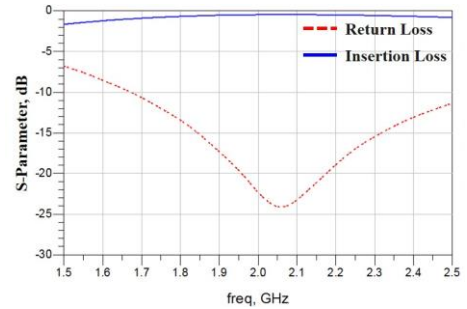
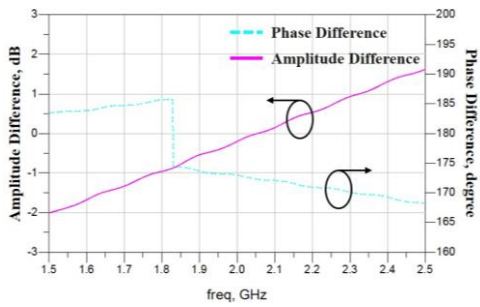
RFBLN10051G9D0T



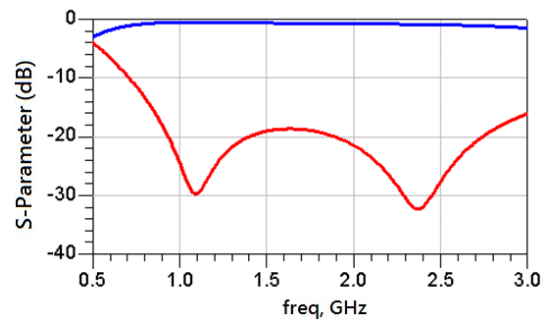
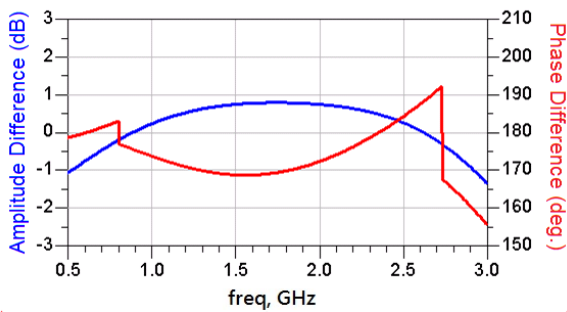
RFBLN10051G9D1T



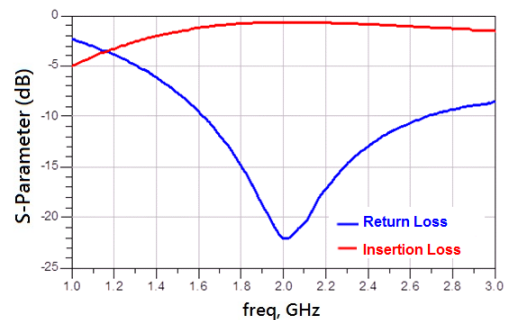
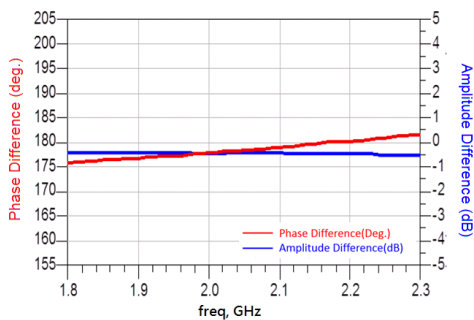
RFBLN1005040F0T



RFBLN1608070F48Q1C

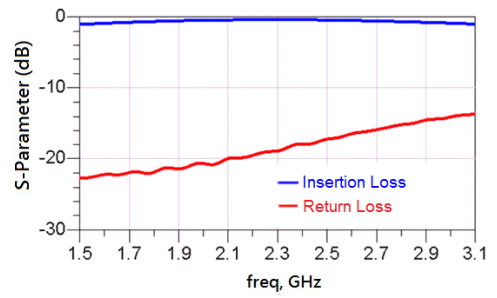
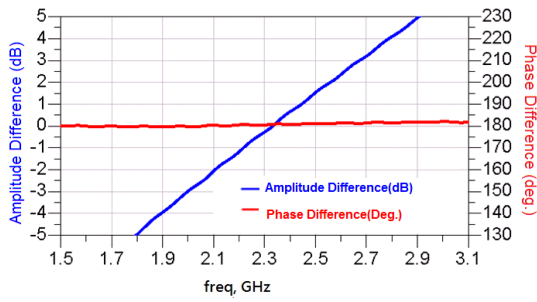


RFBLN2012090F0T

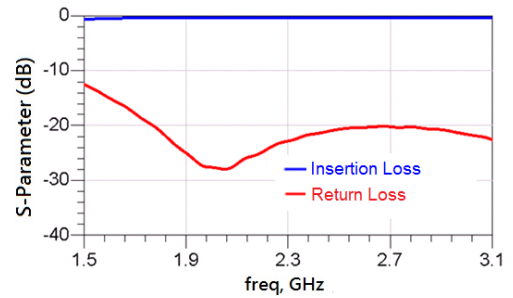
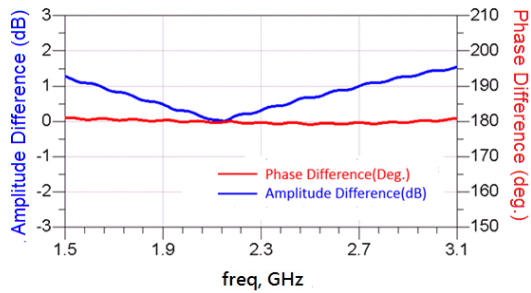


TYPICAL ELECTRICAL CHARACTERISTICS

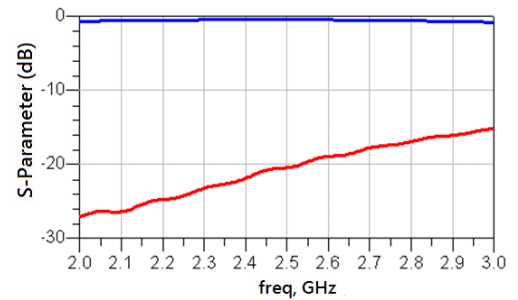
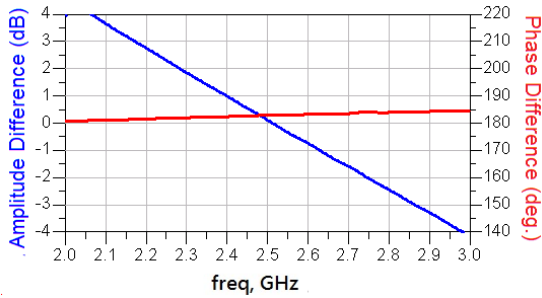
RFBLN0605040E0T



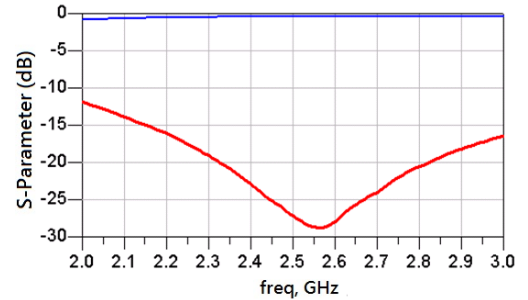
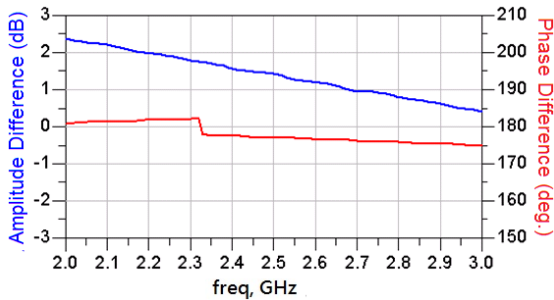
RFBLN2012090E0T



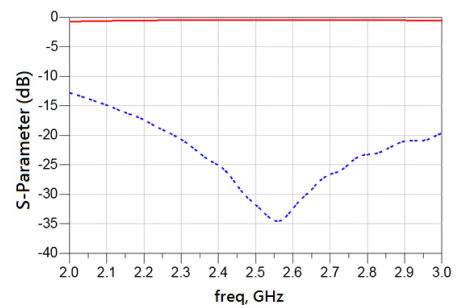
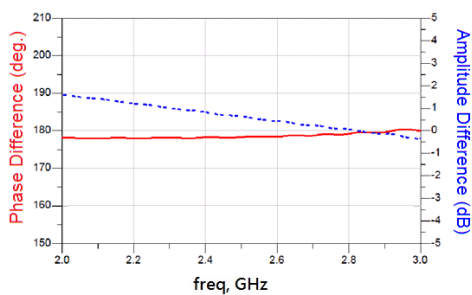
RFBLN06052G5WM9T16



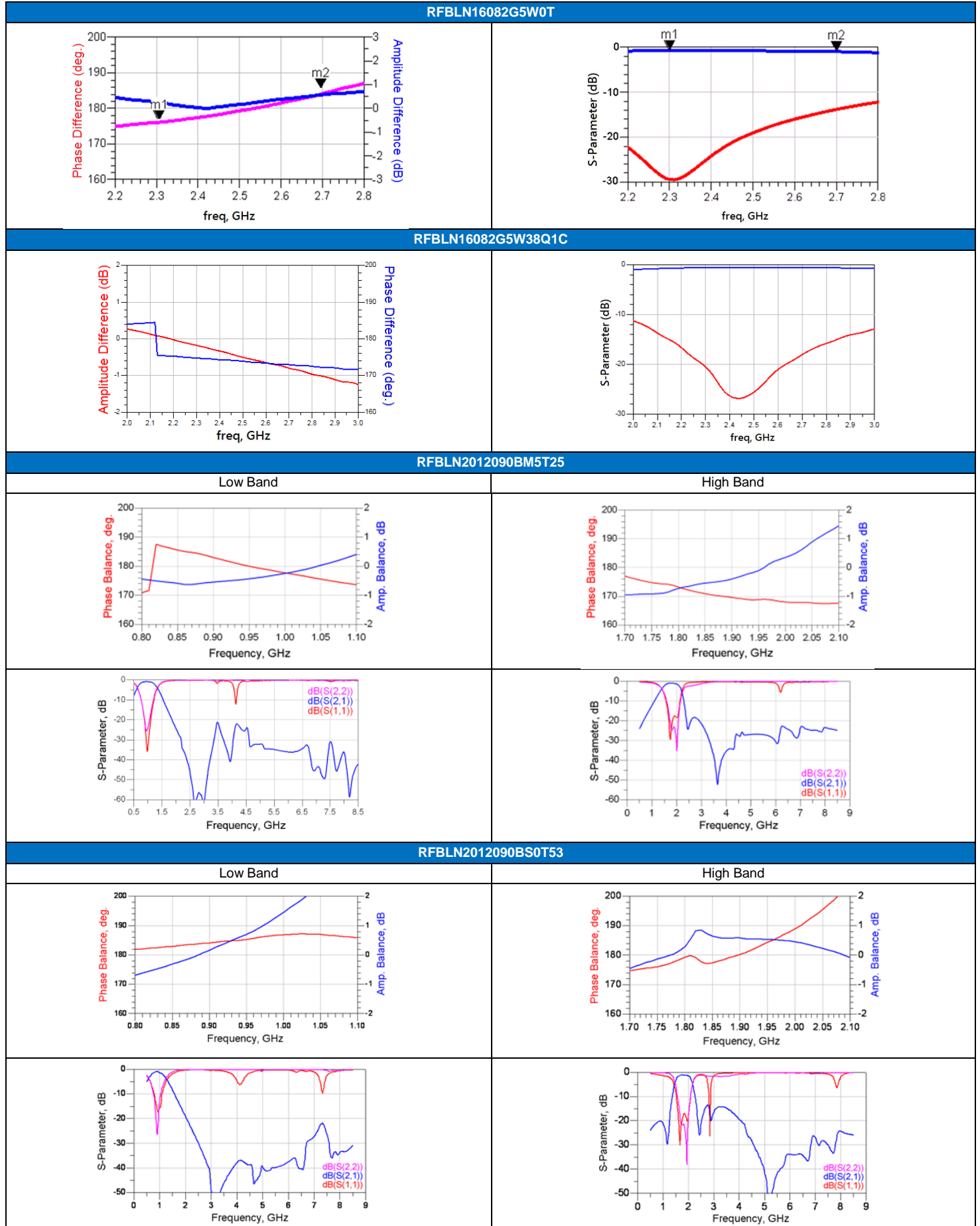
RFBLN10052G5WM9T16



RFBLN10052G5W37N2T



TYPICAL ELECTRICAL CHARACTERISTICS



- For more information, please contact with local sales representative
- All specifications are subject to change without notice